




THE TINTING COMPANY

## HA450/650 LED options


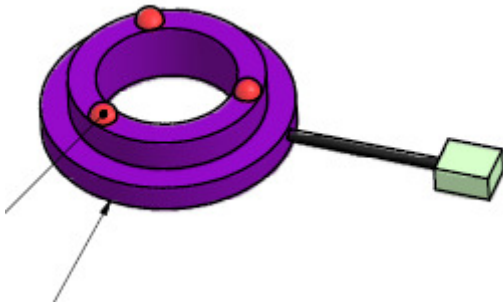
**Refill lights;** to enable the customer to have a better view on the canisters. With the lights in the top cover shining directly above the canisters the machine will be easier to refill. Most of the time your head is blocking the lights on the ceiling as they are never right above the machine. With the refill lights in the top cover of the machine the level of colorant in the canister is better to see. In this way there is less change to overflow the canister. With the top-cover-refill-lights refilling never was so easy.



**Can positioning lights;** to position every can right underneath the dispense point. Three red lights clearly indicate the dispense point. The operator exactly sees where to position his can. No matter which can size is placed on the can table, the dispense point is clearly indicated and the colorant can always be dispensed in the middle of the can.

Extra on the HA450 is the possibility of these can positioning lights in combination with the automatic punch. It is important to punch in the middle of the lid of your can to get a smooth hole. With these can positioning lights accurate and quick positioning is a fact.

The 3 red LED's shine very bright and are embedded into a polymeric ring to be better resistant against spilled colorant.



**Entertainer;** as soon as the dispense action is started the entertainer lights up. During the turn table movement several lights behind the transparent rectangle in the front door flash and show the machine is working. During the actual dispense a white light lights up and the colorant dispensed can be seen. This option personalizes the machine and makes the waiting more pleasant. The perception of long waiting times will be taken away when people can see the machine is in operation.

No image available